

# Beaumont School

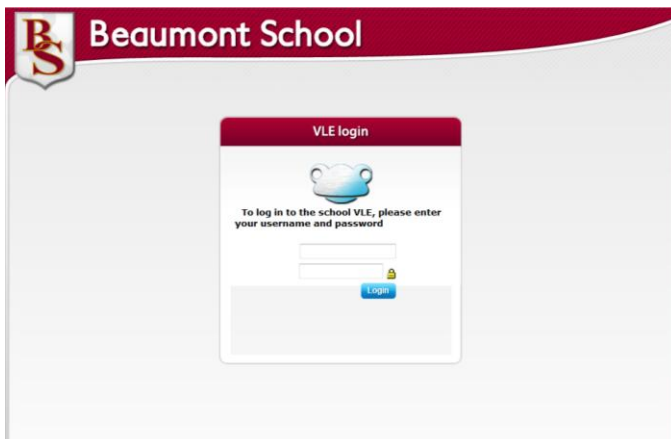
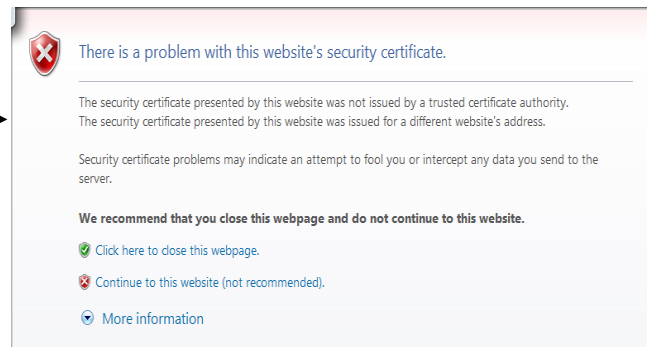
## Virtual Learning Environment

Beaumont School VLE is a web based system that supports teaching and learning by enabling students', staff and parents access to resources and work anytime, anywhere.

The VLE is best used when viewed through **Internet Explorer**; however, other web browsers are also supported. If you have added or adjusted your web browser from the original settings it may affect performance. Please the ICT technical team at school if you are experiencing difficulties.

You can access the VLE by going to the school website ([www.beaumontschool.com](http://www.beaumontschool.com)) and clicking on the link under 'Quick Links'. Alternatively, you can go directly to <https://frog.beaumont.herts.sch.uk> . If you are in school, simply click on the link on the intranet page.


If you are accessing the VLE from outside of school, you will be greeted with this screen. Please click continue – there is no danger to your PC from the VLE.



You will then be asked to sign in. Do so by using your school login and password. **Note: by using the VLE you are bound by the schools Acceptable Use Policy that you signed when you entered the school in Year 7. This policy applies whenever you use the VLE regardless of your location in the world.**

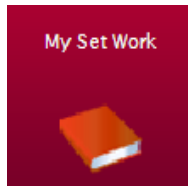
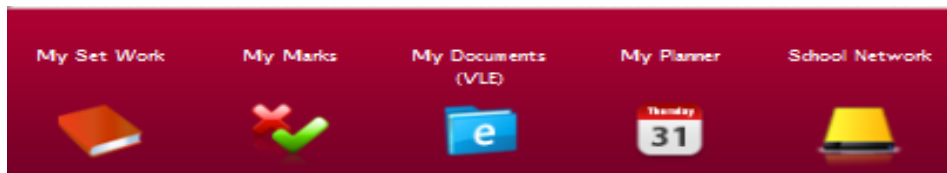
You will then be presented with the home page for the VLE. Your home page is editable and may not look exactly like the one shown here.

On the following pages are details on how to navigate around the VLE.



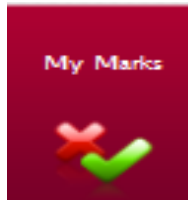
## Navigating Around The VLE

### The 'Personal' Section




My Set Work

My Set Work enables you to see the work that has been set by your teachers. You are also able to track the work that you have completed.



My Marks

My Marks enables you to see the work that has been set for you and the marks that have been allocated by your teacher.




My Documents (VLE)

My Documents (VLE) is your own personal storage area on the VLE. It bears no relation to your cached area on the school network. No one else can see work stored in this area. **If you download a file from this area and makes changes to it, you must save a copy of the file to the local computer you are working on and then upload to the VLE.**



My Planner

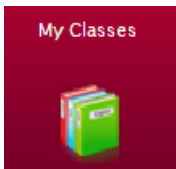

My Planner is your own calendar. As the system develops we will begin to share the school calendar using this function.



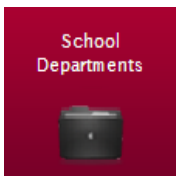
School Network

School Network gives access to the school network drives. This currently includes your cached area and the CRL. We will (over time) reduce the need for the CRL as we transfer the documents to the VLE.


## The 'Classroom' Section



My Classes gives you access to the classes that you belong to. When you click on a class it will give you the class timetable.

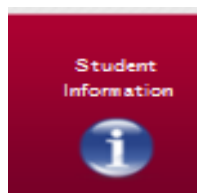
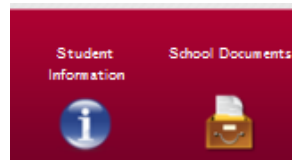


The School Departments section is where the resources you currently find in the CRL are stored. Over time we will remove the current CRL with this area on the VLE.




Search Resources enables you to search for any resource that has been created in the VLE. **It will not search for files in your personal area.** It also has the functionality to search resources on Wikipedia.

## The 'Student Room' Section



Student Information will be where notices are displayed. We will develop this area over time and will not be up and running straight away.



Whole School Documents is where important documents that apply to all students will be stored. Documents will be added over time.